

Rockford's Money-box

You can help Rockford's friends at Battersea Dogs & Cats Home by collecting money in this cool dog-kennel collecting box!

Just follow the simple "How to make" instructions then ask your friends and family to help the dogs and cats at Battersea by putting some money in the slot in the roof.

Once you've collected your money visit the Battersea Dogs & Cats Home website: www.dogshome.org for details of where and how to donate your collection. Please don't send any money through the post. Many thanks!

How to make Rockford's Money-box


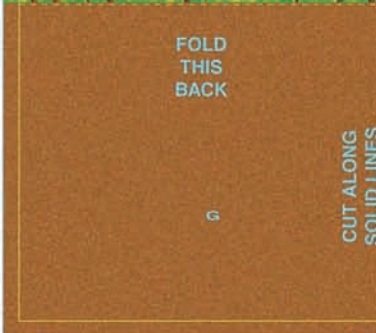
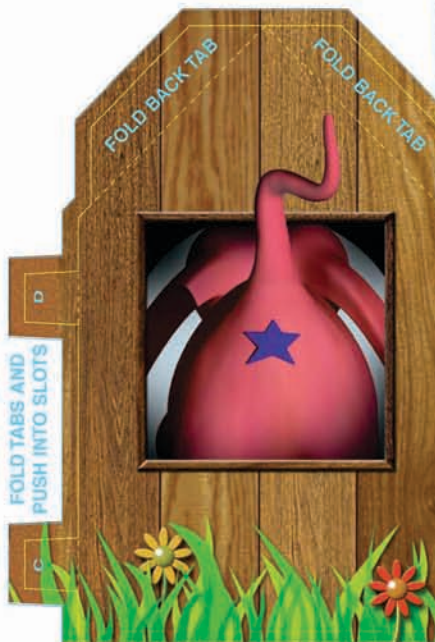
IMPORTANT: young children should be supervised when using scissors.

1. Carefully cut all around the edge, along the solid yellow line. Ask an adult to help cut the money slot in the roof.

2. Fold along all the dotted yellow lines and bend them away from you. Follow all the instructions: start with the floor (G, H and J), then the walls and roof.

3. If you can, glue all the tabs except A and B. This will make the money-box stronger.

To empty the money-box, carefully pull out the floor J (tabs A and B), remove money and give it to your teacher or parent. Then push floor J back using tabs A and B, making sure panels G and H are tucked in first.



Battersea Dogs & Cats Home
Charity Number: 206394
www.dogshome.org

A FOLD BACK TAB AND PUSH WALL TABS INTO SLOTS B

Rockford® is a Sweetapple idea
www.rockfordsrockopera.com
© 2007 Sweetapple