

# Rockford's Grow Your Own Xmas Tree Game

**Age:** 3+

**Players:** 2+

## What you need:

- Print outs of coloured Trees: A and B, to follow.
- Print outs of Tree Boards A and B.
- Tree Pieces sheets printed out for both trees, pasted onto card and cut up.
- Tree Decorations printed out, pasted onto card and cut out.  
Shuffle to make a deck (you can print these twice for each player to increase the number of cards in the deck).  
The deck should then be placed face down so numbers are not visible.

## Objective:

To be the first player to collect all the pieces to complete their tree.

## How to play:

There are 2 different tree patterns to follow (for more than 2 players to play, the appropriate number of tree boards and pieces can be printed out accordingly).

Each player takes it in turn to turn over the top Tree Decoration card from the deck. The number shown will correspond to the number on the tree piece won by that player. When a player wins a piece they place it in the correct position on their game board. Each player must only collect pieces from their design. Pieces can be collected in any order, but players must collect pieces 1 to 6 before collecting pieces 7 to 13. (They must grow their tree before decorating it!)



Thank you to Karen Boxall for creating this game for us.


[www.rockfordsrockopera.com](http://www.rockfordsrockopera.com)

# Rockford's Rock Opera





**Tree A**

# Tree A Board



# Tree A Pieces



# Tree A Decorations






# Rockford's Rock Opera




**Tree B**

# Tree B Board



# Tree B Pieces





# Tree B Decorations

