

LOST ON INFINITY

ROCKFORD'S ROCK OPERA

The Creatures Have a Secret



“This extraordinary story spreads a most important message in a mysterious and magical way. Created and produced with love, passion and great skill it will endure as a classic to be enjoyed by the world’s children and adults for generations to come.”

**Susan Stranks
(Broadcaster and
TV Presenter)**



Please consider the environment before printing this document.

Welcome!

Rockford's Rock Opera creates dramatised audio stories with clear English narration, characters, sound effects and music.

The stories are ecological in nature and are suitable for all ages – although 5 to 10-year-olds find them especially engaging. Rockford's Rock Opera's stories have been used by primary/junior schools across the world to teach about endangered animals, extinction, and lots more. Its ecological theme covers a broad range of aspects of the English-speaking primary curricula – from English to Maths, Music, and Science.

“This is a wonderful teaching resource. So many avenues to explore. Such tremendous content. My class (Year 4) just can’t get enough of it. It’s really got them thinking too. Lots of great discussions about extinction and they are fascinated about all the inventions inspired by animals and plants. Wonderful songs too – can’t stop singing them! Fantastic!” EIMG (Teacher UK)

You won't find advertising pop-ups or hidden links on our website, just child-friendly content and great stories.

All of our stories can be previewed extensively FREE and nothing can be purchased without an adult providing credit card/PayPal details in our Shop. We do include links to our Apps (the first one of which is free) and these can be downloaded in the normal way.

We hope you and your children enjoy our stories.

If you have any questions or comments, please email us at: rockford@sweetapple.co.uk



"Never heard anything like it before. Wonderful songs, amazing story and real heart. Transfixes children, adults too!"

Teacher Blog

"This is original storytelling at its best"

iParenting Media Award Winner

A great musical story for kids which adults love too.
A stunning creation.

BBC Radio

"Totally love it ... exciting, entertaining, stimulating, multimodal, literate"

Doug Dickinson (ICT consultant)

"Thank you for creating such a wonderful resource to use in classrooms! I think the creation of Rockford's story is a powerful tool for educating kids."

Teacher Review UK

"Rockford was used as an inspiration for work in almost every subject – a truly cross-curricular theme. The children excelled themselves. Their learning and self-confidence exceeded expectations."

Jane, Teacher Review UK

"This is a cornucopia of different media: video, spoken word, music, drama, pictures and written texts. This wonderful resource gave a very wide range of opportunities for speaking and listening, drama and reading and writing."

Teacher Review (by email)



We have attached some sample lesson plans with this document. They cover KS1 (age 4-7) and KS2 (age 7-9).

Member Resources

The whole **Lost on Infinity** story is available to our members. It's broken down into sixteen chapters, 5 - 12 minutes long, allowing children to listen and then discuss and complete the relevant lesson plan.

A read-along version is also included in our members area. Other resources are available on our website, such as Character Profiles, Extinction information and a Lyric Sheets.

Each chapter has lesson plans which are simple to use and to understand, based firmly on aspects of the English curriculum to engage and educate. We're regularly adding to our collection.

You may wish to turn your screen off and listen to the audio only. Our story is an adventure in sound, so children can imagine how the characters and scenes appear simply by listening.

Membership

Membership options are in the 'schools' section on our website.

Once you have purchased your membership, you can access the whole story simply by logging in to your Member's Area. Click the green '**LOGIN/ACCOUNT**' button at the top of our website, and you will see the individual chapters (on the left-hand side).

Chapters 1 to 4 of **Lost on Infinity** are also available to download as free Apple and Android apps (search '**Lost on Infinity**') – ideal for children working at home or on projects connected with the story.

You can also view the first 4 chapters as animated videos on our website, and are also free to watch online at YouTube (search '**Rockford's Rock Opera**').

What's Lost on Infinity about?

Far away in the Sea of Tranquillity is the Island of Infinity, home to the world's lost creatures. Infinity has a secret for the world but Moog, a boy from Battersea in London, and Rockford his dog, are the only ones who can deliver its message. Travelling to Infinity, Moog and Rockford are drawn into an adventure that threatens the entire human race.

At its heart, **Lost on Infinity** by Rockford's Rock Opera is a tale about extinction and ecology. But it's a hopeful story that shows that the smallest creatures, and humans, can make the biggest difference.



Chapter Discussions

These broad discussion topics are intended to encourage pupils to develop independent thinking. Children can build confidence in their ability to problem solve as individuals and as part of a group.

- Why do you think the island is called **Infinity**?
- Where do you think **Infinity** is?
- Do you think the creatures on **Infinity** are happy?
- Why do you think **The Registrar** has to follow the rules?
- What do you think is the **Anonymous Moth's** secret?
- Why do you think the authors decided not to let **Rockford** speak?

A Little Note of Caution


Since our story introduces the concept of extinction there are some elements that may affect more sensitive children. **The Tale of the Cocklebur Ick** song video, is a sad tale about a fictional character who becomes extinct due to one man's wickedness. Some younger children may be affected by the animation, so we'd suggest you watch it first to gauge whether this song should be played with the video or as audio only.

LOST ON INFINITY

Rockford's Rock Opera

Highlighted Text

Also available as a read-along app!



- NO Advertising •
- NO In-App Purchases •

Read-Along with Rockford

For story-time and for those learning to read or learning English, we've also included a Read-Along version of the whole audio story with highlighted text. This is free with your membership. It is also available as an App to download on a phone or, preferably, a tablet (Apple and Android).

Keep in touch...

Over the years we've been delighted to receive many, many wonderful messages about **Lost on Infinity** and its value as a teaching topic. As you'll see, some of our parent, teacher and pupil reviews are included on our website.

If you have any comments about our resources, please do let us know. We're always trying to improve our website and materials, so feedback is always welcome.



What's Next?

Lost on Infinity is just the first story from Rockford's Rock Opera. If you and your class enjoy our adventures you can listen to more stories from Infinity,

The King of Nowhere, **The Spooo who Grew** and **The End of Infinity** are all available in the Stories Section of our website.

You can follow us on social media and read our website blogs to keep up with all the latest news.

Contact us at: Rockford@sweetapple.co.uk

LOST ON INFINITY

Rockford's Rock Opera

KS2 Lesson Plans – ages 7 to 11

Based on Rockford's Rock Opera's 'Lost on Infinity' Story - Part 1 (Chapters 1-4)

English (Meet the Characters) – Chapter 1

Composition, Spelling, Punctuation.

Reading (Comprehension and Understanding).

Drawing and Design.

English and Science (Animal Habitats) – Chapter 1

Writing (Composition, Spelling, Punctuation)

Reading (Comprehension and Understanding).

Animals, habitats, adaptation, local wildlife.

Maths (Colonel Utensil's Maths Camp) - Chapter 2

Counting, Data Handling, Drawing graphs

English and Art & Design (Design your own Creature) - Chapter 2

Writing (Composition, Spelling, Punctuation)

Drawing and Design.

Chapter 1 - Animal Habitats

In Chapter 1, we meet our heroes in Battersea Park. This activity enables your class to think about their own local area, the animals that live there and the habitats they need.

You will need:

- Lost on Infinity Chapter 1
- Animal Habitats Worksheet

Learning Objectives

- Understanding habitats in your own local area
- Identify key features of your own local area

Curriculum Links:

- **English:** Writing (Composition, Spelling, Punctuation)
Reading (Comprehension and Understanding).
- **Science:** Animals, habitats, adaptation, local wildlife.

Step-by-Step Guide

1. Listen to Chapter 1 of Lost on Infinity with your class. You can do this before the class (*about 13 mins*).
2. As a class, discuss the setting in Chapter One. The first chapter is set in Battersea Park in London. In the story we learn that Battersea is famous for three things. You could ask your class if they remember what they are? (*About 5 mins*).
3. Ask your class to think about their area. What three things do they think it's famous/known for? **Prompt your class to write their answers down on their worksheets.**
4. Draw your class' attention back to Battersea Park. Explain that it is home to lots of different creatures. Ask them what sort of animals and bugs etc. they think live there? You can write their ideas on the board. You could also use a local area for your example if you prefer.
5. You should have a diverse range of animals on the board. If not ask follow up questions such as "What about insects?" or "How about things that live in water?"
6. Ask your class what a habitat is. Answer: A place where animals live which provides food, shelter and water. Explain that different animals need different things in their habitats and these habitats build an ecosystem.
7. Ask your class to look at the animals on their worksheets, ask them to write down what they think their habitats are? What do they need to survive?

Chapter 1 - Animal Habitats

We start our story in Battersea in London. In Chapter One we learned that Battersea is famous for three things: the park, the power station and the Cats and Dogs Home where Rockford and Moog found each other.


Have a think about where you live. What three things is your home known for?

1. _____
2. _____
3. _____




Battersea Park is home to lots of different animals, bugs and other creatures. This means that there are lots of different habitats for them to live in. All of these habitats make an ecosystem.


**Have a look at the animals? What do you think their habitats are?
What do they need to survive?**



Squirrel



Butterfly



Duck

Chapter 1 - Meet the Characters

In chapter 1, we met three of our main characters: Moog, Rockford and the Cocklebur Ick. In this activity we will take a deeper look into those characters.

You will need:

- Lost on Infinity Chapter 1
- Meet the Characters Worksheet

Learning Objectives

- Use comprehension skills
- Understand adjectives used to describe characters
- Understand characters
- Use communication skills to support arguments

Curriculum Links

- **English:** Writing (Composition, Spelling, Punctuation), Reading (Comprehension and Understanding).
- **Art and Design:** Drawing and Design.

Step-by-Step Guide

1. Listen to Chapter 1 of Lost on Infinity with your class. You can do this before the class (*about 13 mins*).
2. As a class, discuss what you think are three key events in Chapter One. There are no right or wrong answers to this but some of the answers could be: Rockford and Moog go to the park with his uncle, Rockford meets the Cocklebur Ick, the Cocklebur Ick tells her story or Rockford and Ick find themselves on a boat shaped like a leaf. **Prompt your class to write down what they think are the three key events on their worksheet.**
3. Ask your class to each choose one of our three main characters to focus on for the next part of the exercise. They should write their character's name on their worksheet.
4. Before your class begins their character study, you may find it useful to go over the four questions with your class. You might discuss: what adjectives are, attributes which might be considered personality traits or if we know all the information about the characters yet.
5. Ask your class to fill in the worksheet. We may not have been told all of the information in Chapter One but not knowing, speculating and discovering is all part of the fun.
6. Split your class into pairs and ask them to discuss their answers.

Chapter 1 - Meet the Characters

In Chapter One of Lost on Infinity we met three of our main characters and set the scene for our story. Our three main characters are Moog, Rockford and the Cocklebur Ick.

Can you remember three key events that happened in Chapter one of our story?

1. _____
2. _____
3. _____

Choose one of our three main characters to look at...

The character I have chosen is: _____

<p>What adjectives are used to describe your character?</p>	<p>Can you think of a personality trait your character has?</p>
<p>Do you know where your character lives?</p>	<p>What are you looking forward to finding out about your character?</p>

Draw your character here...

Chapter 2 - Colonel Utensil's Maths Camp

In Chapter 2, Rockford and Ick find themselves on a boat in the shape of a leaf, which drifts away from Battersea Park. When the boat slows, they meet Colonel Utensil, a 'Dectopus' and his Squid Squad.

You will need:

- Lost on Infinity Chapter 2
- Colonel Utensil's Maths Camp worksheet
- Graph paper

Learning Objectives

- Data handling
- Filling in a table
- Drawing a graph
- Identifying animals

Curriculum Links

- **Maths:** Counting, Data Handling, Drawing graphs

Step-by-Step Guide


1. Listen to Chapter 2 of Lost on Infinity with your class. You can do this before the class (*about 8 mins*).
2. Prompt your class to look at the worksheet. Either read the first box aloud or ask for a volunteer who would like to.
3. Ask your class to think about what we know about Colonel Utensil. What are his key personality traits?
4. Start your class on the activity on the worksheet. Ask your class to count the animals in the box and fill in the table below.
5. Once your class have completed the table, hand out a piece of graph paper (or any other paper your pupils can draw a graph on).
6. If you have not covered graphs with your class before, take some time here to explain the process.
7. Using the data in their tables, ask your class to draw a table to illustrate their results.

Chapter 2 - Colonel Utensil's Maths Camp



Welcome to Maths Camp. An essential skill for any Squid Squad cadet. I am your Commander-in-Chief Colonel Utensil. I am a dectopus which is similar to an octopus but I have ten legs. In this activity we will be practicing the mathematical skills you will need to become a fully-fledged member of the Squid Squad.

Below you will see a collection of animals. It is your job to count the number of each type of animal and fill in the table below.



Animal	Amount
Cat	
Duck	
Butterfly	
Squirrel	



Once you have completed the table, use the information you have collected to draw a graph of your results.

Chapter 2 - Design your own Creature

In Chapter 2 we start we meet some unusual creatures. We have met Ick (a small sticky creature), Colonel Utensil (a dectopus) and his Squid Squad. We will be meeting plenty more before our story is finished. Some of the creatures in this story are real and some were created by the author.

You will need:

- Lost on Infinity Chapter 2
- Design your own creature worksheet

Learning Objectives

- Use art and design skills to create a creature
- Apply what you have learned about habitats to your creature
- Write a recount

Curriculum Links

- **English:** Writing (Composition, Spelling, Punctuation).
- **Art and Design:** Drawing and Design.

Step-by-Step Guide

1. Listen to Chapter 2 of Lost on Infinity with your class. You can do this before the class (*about 8 mins*).
2. Show your class the Character Page on the Rockford's Rock Opera website. They could use individual devices to practice their ICT skills. Ask them to look at the characters. Ask them to discuss the characters traits in pairs.
3. Ask your class to design their own imaginary creature in the box on their worksheet. This could be an insect, mammal, reptile etc. Think about how it would breathe? How does it see, hear and smell? How many legs does it have? Is it covered in fur or scales etc? What habitat would it live in? Draw and label a diagram to explain its specific features.
4. Ask your class why you might keep a diary? Why might a diary be useful to other people? Think about historians why might a diary be useful? Prompt them to think about emotions and thoughts expressed, not just events.
5. Ask your class to imagine that they are a scientist who has just discovered this creature? Ask them to write a diary account of their discovery.

Chapter 2 - Design your own Creature

In Rockford's Rock Opera, we meet lots of unusual and fantastic creatures. Some of these creatures are real and lived on Earth and some of them have been created by the authors.

Draw your own creature in the box...



Imagine you are a scientist who has just discovered this creature. Write an account of your discovery...
